




















Service Plaza Information

M I L E P O S T		Automated Defibrillator	Travel Info & Brochures	Community Room	24 Hour Fuel	Hotel Reservations	Gift Shop	Internet	Ohio Lottery	Pet Area	24 Hour Restaurants	Family Restrooms	RV Hook-ups	Truckers Pay Phones	Truckers Lounge*	Truckers Showers	TTY Phones	Vending Machines	Weather Info	Video Games		
		ATM																				
WB 49.0 EB	Oak Openings	●	●		●	●	●		●	●	●	●		●	●						●	
	Fallen Timbers	●	●	●	●	●	●		●	●	●	●		●	●						●	●
WB 76.9 EB	Blue Heron	●	●	●	●	●	●	●	●	●	●	●	●	●	●	●	●	●	●	●	●	●
	Wyandot	●	●	●	●	●	●	●	●	●	●	●	●	●	●	●	●	●	●	●	●	●
WB 100.0 EB	Erie Islands	●	●	●	●	●	●	●	●	●	●	●	●	●	●	●	●	●	●	●	●	●
	Commodore Perry	●	●	●	●	●	●	●	●	●	●	●	●	●	●	●	●	●	●	●	●	●
WB 139.5 EB	Middle Ridge	●	●	●	●	●	●	●	●	●	●	●	●	●	●	●	●	●	●	●	●	●
	Vermilion Valley	●	●	●	●	●	●	●	●	●	●	●	●	●	●	●	●	●	●	●	●	●
WB 170.1 EB	Great Lakes	●	●	●	●	●	●	●	●	●	●	●	●	●	●	●	●	●	●	●	●	●
	Towpath	●	●	●	●	●	●	●	●	●	●	●	●	●	●	●	●	●	●	●	●	●
WB 197.0 EB	Portage	●	●	●	●	●	●	●	●	●	●	●	●	●	●	●	●	●	●	●	●	●
	Brady's Leap	●	●	●	●	●	●	●	●	●	●	●	●	●	●	●	●	●	●	●	●	●
WB 237.2 EB	Mahoning Valley	●	●		●	●	●		●	●	●	●		●	●						●	●
	Glacier Hills	●	●		●	●	●		●	●	●	●		●	●						●	●

● Welcome Center (Seasonal)

● Service Station Only

* Washer/Dryer

SERVICE PLAZA PARKING

There are separate parking areas for cars, trucks, buses and RV's. The reconstructed service plazas offer expanded parking areas in the rear lot with extra long spaces for truckers with double and triple trailers. There is special RV parking available at several service plazas (see above for RV locations) with electric and water hook-ups and dump station. Customers may also park RV's or travel trailers in the rear lot. Car parking is available in the front of the building or on the left side of the building near the service station. Customers may use the rear parking area during busy holiday weekends or summer months. Parking is not restricted in the original service plazas and motorists are permitted to park in any available space.