



OHIO TURNPIKE AND INFRASTRUCTURE COMMISSION

OFFICE OF EQUITY AND INCLUSION



2018-2019 Annual Report

TABLE OF CONTENTS

<u>Section</u>	<u>Page</u>
Opening Remarks	1
Introduction	2
Methodology	3
Business Inclusion Program	4
Certification	4
Applications For Certification	5
Goals	5
Outreach	7
Utilization Results	7
2020 Program Objectives	11
Conclusion	13
Index	14
A. Professional Services,	14
B. Construction, and	14
C. General Goods And Services	14

OPENING REMARKS

Message from the Executive Director



Ferzan M. Ahmed

The second Annual Report for the Office of Equity and Inclusion represents a continued commitment by the Ohio Turnpike and Infrastructure Commission to include small businesses as well as businesses owned by minorities and women in the contracting opportunities at the Commission. Our efforts are geared towards all contracting opportunities, construction, professional services as well as direct purchasing, to create an environment where disadvantaged businesses find opportunities to help us deliver our mission of being the industry leader in providing safe and efficient transportation services to our customers, communities and partners.

Message from the General Counsel



Jennifer L. Stueber, Esq.

As the Business Inclusion Program (the “Program”) progresses into its fourth full year of existence, this Annual Report provides a vital lookback at the results of the Program’s activities and recommendations for reaching our goal: to provide every available company full and equal opportunity to participate in the Commission’s contract award process. The progress described in this Annual Report reflects our achievements as well as our efforts to make sure that any small, minority or disadvantaged business has access to the Commission’s contracting opportunities. This Annual Report summarizes results from the cross-enterprise efforts to eliminate unnecessary barriers, generate contract-specific goals, good faith effort requirements, contractor monitoring, reporting mandates, and targeted outreach to recruit responses to the Commission’s contract and pricing solicitations.

Message from the Business Inclusion Program Manager



Diana Anthony

The Office of Equity and Inclusion (OEI) fulfills its objectives by effectively monitoring and enforcing contract goals, policies and requirements. As an advocate for businesses and inclusion, the success of the Office of Equity and Inclusion relies on the collaborations of the Commission’s departments. This report presents the Commission’s current Small, Minority and Disadvantage business utilization for 2018-2019. In addition, this report provides an update to the 2020 objectives and new objectives for 2021.

INTRODUCTION

The Commission has numerous efforts to diversify the companies under contract. In the 2017-2018 Annual Report from the Office of Equity and Inclusion, we highlighted Commission's Resolution Nos. 18-2014 and 43-2016, approved to adopt the Business Inclusion Program (the "Program"). The Commission recognizes that its Program is still maturing and not fully formed. Therefore, 2018-2019 presented achievements in the Commission's cultural change in the following ways:

This Annual Report focuses on progress made toward the following objectives set for 2018 -2019:

1. 2016 Recommendation: The Office of Equity and Inclusion suggested that the Program must continually strive to capture all data from all contracts. This recommendation includes small contracts, (which are defined as a contract that requires the Commission to spend less than \$50,000), purchase card transactions and revenue generating concession agreements. 2018 Status: In 2018, the Commission implemented a new credit card service with capabilities of reporting and monitoring certified vendor participation.
2. The OEI recommended additional training and education of Commission personnel to familiarize staff that do not routinely interact with large or project-based contracts. This recommendation is vital to integrate the OEI requirements into the Commission's various operational units at the initial planning stages of the procurement. Regular briefings and informational sessions would help staff become aware and accustomed to using the outreach tools available to them. This recommendation is ongoing because continual improvement on communication and coordination between the various departments and the Office of Equity and Inclusion is needed based on staffing changes, procurement process improvements and technology upgrades.
3. 2016 Recommendation: The assistance of Commission staff in establishing contract-specific goals is essential to creating highly targeted participation objectives that are reasonably and achievable through good faith efforts. Identifying the opportunities for participation, past performance on similar projects, and the availability of certified firms to capitalize on those opportunities is crucial and difficult to perform without the assistance of the requisitioning department. 2018 Status: In 2018, Commission staff participated in training on the purchasing policies and were informed on the expectations for their efforts to provide small and minority firms with opportunities to earn the Commission's business. To date, the Program continues its efforts to communicate and train Commission staff on the Program's role in the procurement processes and procedures.
4. 2016 Recommendation: Data collection and reporting must be standardized so each annual report is comparable to the next. 2018 Status: The Legal Department's Standard Operating Procedures include those actions necessary and appropriate to achieve the Program's goals. As with all SOPs, procedures must continue to be followed to effectively achieve the goals, which is especially important when awarding a contract and monitoring contractor's progress towards achieving the Program targets. The Legal Department must continue its strong support of the Office of Equity and Inclusion in creating and applying Standard Operating Procedures

and coordinate the assistance of other departments as necessary to implement and carry out the procedures.

Throughout 2018-2019, the OEI tracked and monitored certain awarded large contracts through its web-based certification and compliance system (B2Gnow), and) and implemented new policy and procedures to better manage the Program. In addition, the OEI incorporated the Commission's Purchasing Offices vendor registration portal into its monitoring process. This Annual Report summarizes the data captured through the systems to evaluate the effectiveness of the OEI policies and procedures.

METHODOLOGY

The Office of Equity and Inclusion monitors the Commission's Professional Services, Construction and General Good and Services contracts to ensure the OEI policies and procedures are followed. The OEI ensures that firms certified for Program participation have access to contract notifications and opportunities, and that Commission contractors, consultants and vendors use their Good Faith Efforts to use certified firms.

Data collection is initiated at the beginning of each bid, proposal and purchase order. Where opportunity and availability of certified firms exist, a participation goal is set for large contracts, which generally include all contracts that require the Commission to expend over \$50,000 over the term of the contract. Each respondent or bidder must agree to a commitment to meet the goal or satisfactorily demonstrate its good faith efforts to achieve the goal. Upon award of each contract, the OEI monitors the participation through contract completion to track progress towards fulfilling the commitment to participation.

The process for gathering the results for this report were collected using the following sources:

1. 2015-2016 Disparity Study Recommendations (the "Disparity Study")¹
2. Business to Government (B2Gnow) Certification and Compliance System Reporting²
3. Aptean Financial System Payments³
4. Manual Data Collection using hardcopy and electronic file storage

¹ 2015-16 Ohio Public Authorities Disparity Study

² B2GNow is a diversity management and compliance software utilized to process applications for Business Enterprise certification, track certified SBE, perform outreach and monitor contract compliance.

³ Aptean is a software program used to track inventory items, accounts receivable, accounts payable, purchasing cards and fixed assets.

Business Inclusion Program

The Commission developed the Program to promote participation of small businesses, including those owned by minorities and females. The Program was designed to remedy past and ongoing effects of discrimination arising from barriers in the marketplace described within the Disparity Study that minority and female owned businesses encounter.

Certification

The Program Manager reviews a vendor's application submitted using the certification and compliance software system for its qualifications to obtain certification. To follow the Disparity Study recommendations and the legal restrictions on race and gender classifications, the Commission certifies Small Business Enterprise (SBE) to receive the benefits of the Business Inclusion Program without regard to race or gender. However, firms that are owned and controlled by minorities and females are eligible for certification based on less restrictive standards. Female owned firms are qualified for certification as Disadvantaged Business Enterprises (DBE) using higher annual gross revenue limits, and Minority Business Enterprises (MBE) have no maximum annual gross revenue restrictions on certification.

To ensure interoperability and shared certification services while establishing a viable pool of available firms for prime contractors to draw upon, the Program Manager created a "Fast Track" application to recognize certification from partnering entities. Only the partnering entities that grant a certification using requirements that are substantially similar to the Commission's standards are accepted through the "Fast Track" process. Staff members from each partnering entity are trained specialists in certification who review applications and conduct on-site visits for businesses applying for certification. Once the review is complete, the Program Manager's decision to approve or deny certification is issued through letter confirmation. The letter of confirmation granting certification is used to complete the Commission's electronic "Fast Track" application.

The following Chart summarizes the Commission's eligibility criteria for certification:

	Ownership and Control	Business Location/Size Standard	FastTrack Application Eligibility
MBE	At least 51% Owned and Controlled by Minority Individual(s)	Physical presence in Ohio	<ul style="list-style-type: none">• Ohio Department of Administrative Service (DAS) as MBE• City of Cleveland (Cleveland) as MBE• Northeast Ohio Regional Sewer District (NEORS) as MBE
DBE	At least 51% Owned and Controlled by Socially Disadvantaged Individuals	Physical presence in Ohio and revenues below the federal SBA Size Standards or headquartered in Qualified	<ul style="list-style-type: none">• Federal/UCP-DBE• DAS-EDGE• Cleveland-FBE and CCSB, CSB or RCSB

		Census Track (HubZone or DAS Enterprise Zone)	<ul style="list-style-type: none"> NEORSD-DBE
SBE	At least 51% Owned or Controlled by individuals with personal net worth less than \$1.32 million, Headquartered in a Qualified Census Track or certified as MBE or DBE	Physical presence in Ohio and revenues below 50% of the federal SBA Size Standards	<ul style="list-style-type: none"> ODOT SBE

Applications for Certification

The Commission's current certification registry displays active firms. Each certified firm's application is approved based on the type of application submitted. Approved applications allow the certified firms to be certified with the Commission for two years. Fast Track applications are approved with the certification period running and expiring consecutively with the approval of the partnering entities' certification listed in the previous section. Based on the current list of certified firms, the number of renewed certifications will vary based on the expiration dates.

The number of applications for each respective certification vary as vendors approach their re-certification dates. The Commission has registered over 200 certified companies as of January 2020.

Goals

The Commission adopted aspirational goals for its main contract types: (a) Professional Services, (b) Construction, and (c) General Goods and Services. The Disparity Study analyzed the different contracts the Commission executed during the study period from 2010 to 2014 and examined the Commission's contracting market to identify the firms available to perform on the various business opportunities presented in those contracts. This availability analysis established that the race and gender benchmarks for the given contracts the Commission requires to perform its functions as follows:

Race And Gender	Availability Benchmark
Black American	6.2%
Asian American	0.8%
Hispanic American	0.4%
Native American	0.6%
Total minority-owned	7.9%
White female-owned	9.2%
Total minority/female-owned	17.2%

Those availability benchmarks for each respective race and gender identify targets for the Commission to meet averaged across all its various contracting opportunities. However, contract-specific goals are set based on each project's unique scope, subcontracting opportunities, and availability of certified firms. These goals are stated in the invitation for bids or request for proposal documents. If a bidder or respondent has not fully met the project goals, they must demonstrate that they made a good faith effort to comply with the Program requirements. The bidder or respondent must make every necessary and reasonable effort to subcontract work to certified businesses before the bid opening or proposal deadline. The Program Manager conducts a review to determine if the bidder or respondent made the required good faith efforts when making a recommendation for selection to award a contract. All 2018-2019 contracts were drafted to include the Business Inclusion Program requirements.

Outreach

During 2018-2019, the Program engaged in the following outreach activities to enhance relationships with small, minority or otherwise disadvantaged businesses:

Event	Partners	Date
2018 OPRA Conference & Trade Show	Ohio Parks and Recreation Association	January 29, 2018 & January 30, 2018
2018 Civil Rights Transportation Symposium	ODOT	April 10, 2018 & April 11, 2018
Cleveland B2B Match Maker	COSE and the Greater Cleveland Partnership	June 14, 2018
Ohio Business and Career Expo	DAS, ODOT Columbus Airport Authority, Minority Business Enterprise	May 17, 2018
2019 Civil Rights Transportation Symposium	ODOT	April 9, 2018 & April 10, 2019
Cleveland B2B Match Maker	COSE and the Greater Cleveland Partnership	July 30, 2019

Utilization Results

From the beginning of the Program, the Program Manager has monitored participation under Professional Services, Construction and Goods and Support Services contracts. The 2018-2019 contracts were valued at nearly \$308 million. Participation varies depending on the scope of the project and the sequence for the certified firms to perform its work. In addition, not all forms of contracts were captured in this report. OEI has determined that there needs to be improvements in tracking small contracts and credit card purchases that owed by the individual department's purchasing process. The contracts overlapped between 2018-2019 that were able to be extracted from B2Gnow were from the period of January 1, 2017 to December 31, 2019.

Overall Participation

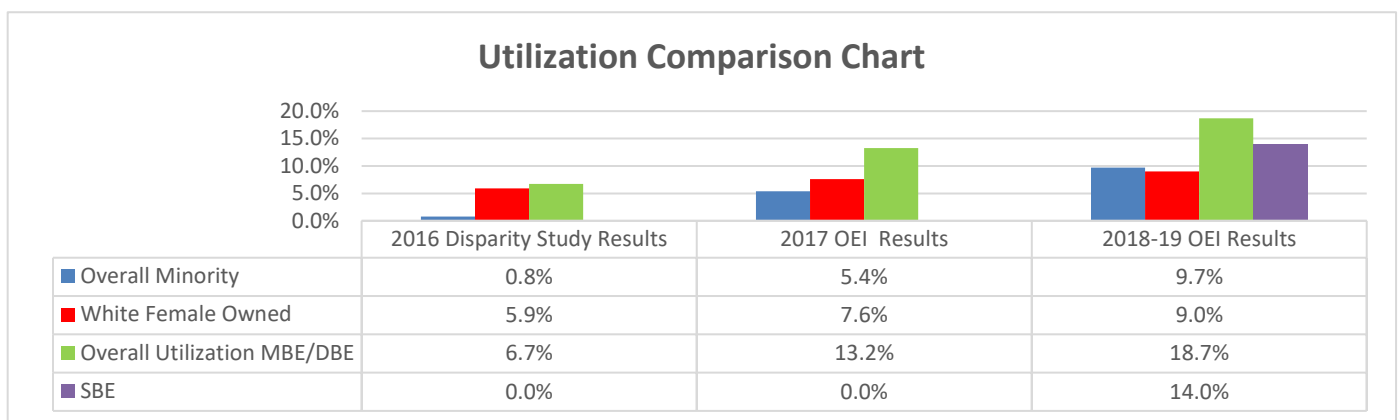
According to the Commission's Disparity Study (2016), "overall, minority- and woman-owned businesses received 6.7% of the relevant contracting dollars that the Commission awarded during the study period." The Study specifically noted that white female-owned businesses received 5.9% of the participation under Commission Contracts. Meaning, the 0.8% balance was attributable minority-owned firms' share of the Commission's contracting dollars.

In 2017, the Annual Report showed a near doubling in overall MBE/DBE utilization to 13.2% in contracts that were monitored. The MBE share of the Commission's contracting dollars increased

from 0.8% to 5.4%. The remaining 7.6% of participation dollars reflect white female owned businesses' participation in the Commission's contracts.

This Annual Report shows an increase in the overall minority and otherwise disadvantaged at 18.7%. The overall MBE utilization is 9.7% giving MBE an increase of 9.7% in the last report. White female owned businesses continue to receive a significant portion of the Commission's contracting dollars at 9.0%, which results in a 1.4% increase in participation from 2017, as compared to its 9.2% availability benchmark. In addition, 14% of contracting dollars went to certified firms under the Commission SBE program.

The chart below compares the data collected for the Disparity Study and data collected to date through the OEI:



Participation by Contract Type

Professional Service Contracts: Professional Service contract dollars resulted in 35.2% MBE/DBE participation, which MBE utilization comprised of 25.1% and white female owned companies received 10.1%. The overall participation for contract monitored under the SBE program is 16%. The participation figure includes amounts received by prime and sub-contractors to capture the total dollars contracted in each category. The participation figure does not include amounts under contract initiated without OEI's requirements.

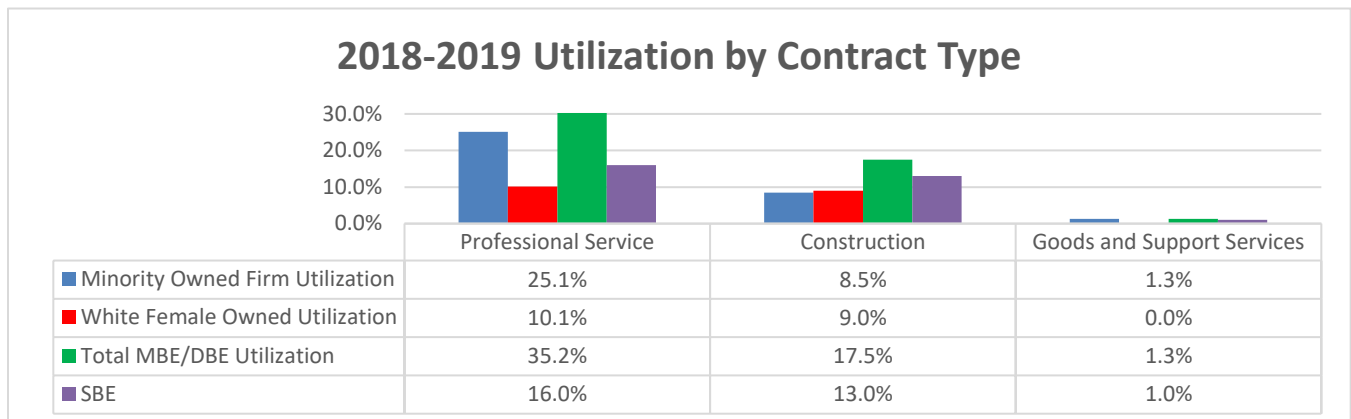
Construction Contracts: Construction contract dollars resulted in 17.5% MBE/DBE participation in comparison to the 3.4% observed through the Disparity Study. Minority owned firms were utilized in 8.5% of construction spending. White female owned business participation in the Commission's construction work is 9.0%. This category also includes prime and sub utilization for each category. The overall participation for contract monitored under the SBE program is 13%.

Good and Service Contracts: The OEI's most challenging contract type to monitor is Good and Services.

These contract dollars resulted in 12.9% overall MBE/DBE participation. This percentage also represents the only MBE participation in this contract type because there is limited data in this

area. In addition, 0.0% represents the utilization for white female owned business. The overall participation for contract monitored under the SBE program is 1%. This contract category is missing several contracts, purchase orders or credit card transactions that represent purchases under this contract type.

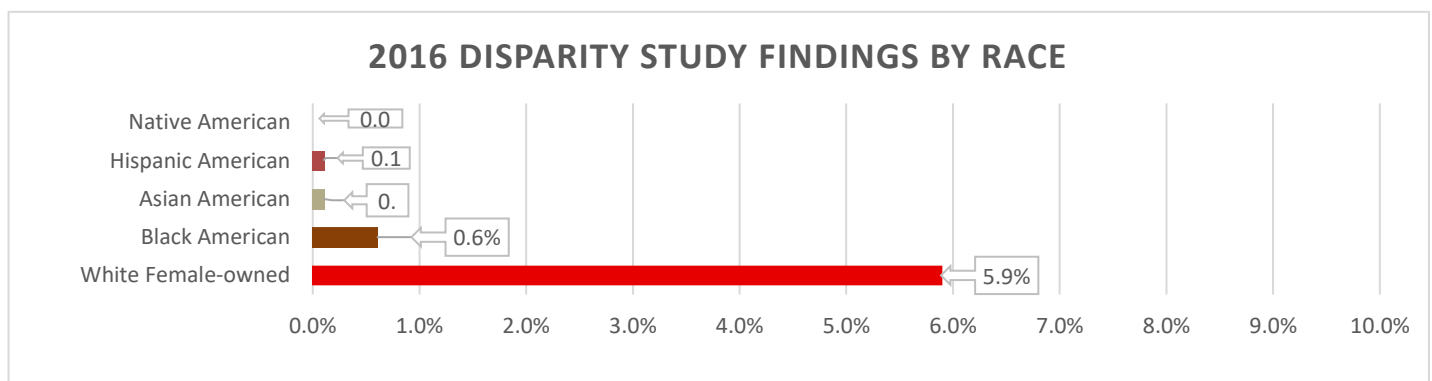
The foregoing observations are summarized in the following chart:



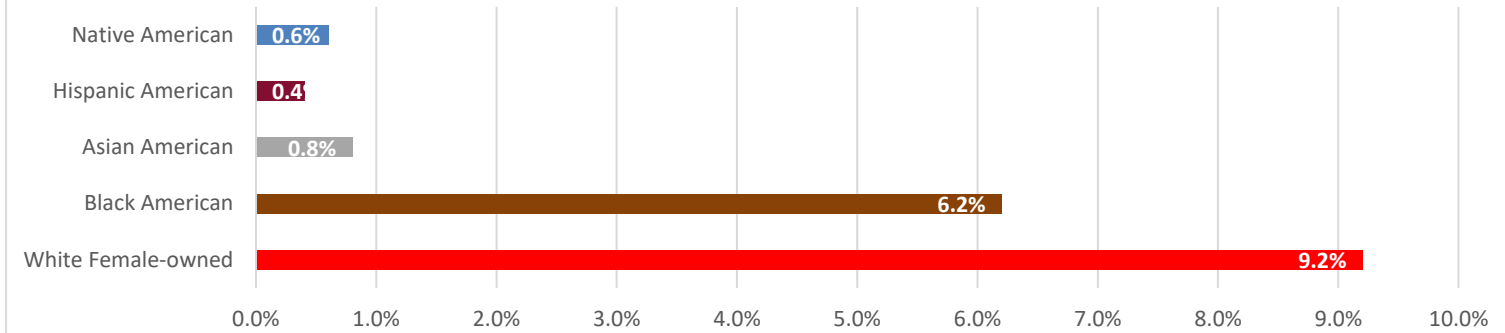
Participation by Race or Ethnicity

According to the Commission's Disparity Study (2016), minority black-owned firms received 0.6% and all other minority groups received less than 1% of the Commission Contracting dollars in 2015. The 5.9% balance of the 6.7% total participation went to white female owned businesses.

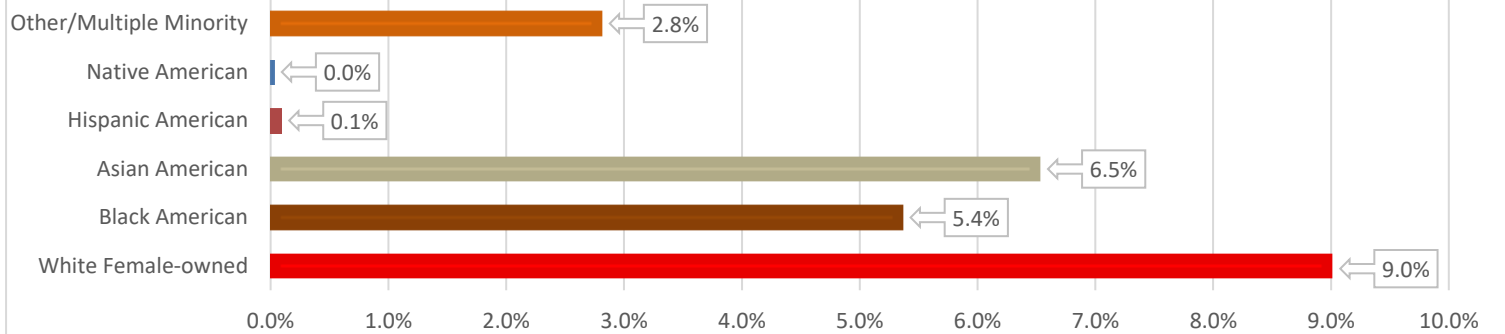
The Commission's data documents that black-owned firms received 5.4% of the Commission's 2018-2019 contracting dollars, Native Americans 0.0%, other minorities 2.8% and Hispanics 0.1%, and Asian American 6.5%. White female owned business received 9.0% of the Commission's contracting dollars, which are contrasted below with the Disparity Study findings and its benchmarks for availability in the Commission's marketplace:



MARKETPLACE BENCHMARKS



2017-19 CONTRACT AWARDS BY ETHNICITY



2020 PROGRAM OBJECTIVES

As the Program enters its fourth year of implementation, several areas of improvement are evident for the Program to be achieve better results.

Collecting the universe of all Commission contracts is essential to the success of the Program. Small contracts involving purchase orders or credit card payments are not currently integrated into the Program. Goods and Services are most often procured through small purchase orders and purchase order do not include Program requirements. In addition, the Commission has a new credit card system that has business intelligence tools to analyze the vendors and report on any known female or minority ownership. The Office of Equity and Inclusion recommends that training on the credit card system be required to apply those new tools to the Program. The Office of Equity and Inclusion seeks to integrate small purchase order procurements and credit card reporting tools into 2020's Program.

Additional training and repeated emphasis on the Program's application to the operations of each department is necessary and can be achieved through additional communication and training. Building the Program requirements and objectives into the routine requires continual maintenance by both the Program Manager and the requisitioning department. As new employees are onboarded, the Program Manager should intermittently conduct procurement training so that the new employee's procurement activities can incorporate the Program requirements. Additional training and awareness of the Program requirements is necessary to avoid circumstances where the Program requirements are not met.

The 2020 objective for integrating the Program requirements into the initiation of contracts has begun with the Legal Department's development of new contracting procedures when the Contracts Administration Department was folded into the Legal Department. The Executive Director issued the new contracting procedures in December 2019 and roll out is continuing. A new system of checks and balances between the departments aims to achieve a higher quality of reporting to achieve greater compliance to better monitor participation.

According resolution 43-2016, to promote cultural change and accountability, contracting procedures need to foster the OEI Program objectives. OEI is a resource to assist in promoting the Commission's objectives for diversifying its contract awards. Promoting the external and internal utilization of the office is essential to the success of the OEI Program. The Program Manager will develop and offer trainings that will support program compliance for those involved in contract initiations. In addition, the program manager will recommend hosting events to promote "How to do business" with the Commission to increase compliance for external customers.

The Commission last completed a Disparity Study in partnership with ODOT in 2016 that examined purchasing practices from 2010-2014. Those contracting decisions studied under 2016 are over five years old. Best practices for business inclusion programs suggest conducting a disparity study every five years to independently verify the participation obtained during the relevant period and reexamine the marketplace to identify the benchmarks on the availability of minority and female owned business. The Office of Equity and Inclusion will explore options for

partnering with other state government entities. This will help to determine the viability of a joint study to create an efficient process to retain an expert to study the Business Inclusion Program. The results and the market research are necessary to determine whether the program should remain a SBE or change to a DBE program.

CONCLUSION

Overall, the Commission's Program and its Program Manager is achieving the availability benchmark for minority and otherwise disadvantaged firms. The available minority and female benchmark in the marketplace represent 17.2% of all vendors. The Commission's report presented an overall MBE/DBE participation as 18.7% participation in 2018-2019. However, these utilization numbers only represent those contracts for which Program goals are established, tracked and monitored.

The Commission continues to make progress to achieve MBE/DBE participation within the respective contract types: (a) Professional Services, (b) Construction and (C) Goods and Services. However, before the overall percentages for each area can be definite, improvements are being made in the process of collecting contracts data. The Legal Department has revised existing policy and procedures for all contract types. The Program Manager was instrumental in helping identify the deficiencies which prohibited the office from collecting data.

INDEX

Contract Lists are attached for:

- A. Professional Services,
- B. Construction, and
- C. General Goods and Services

INDEX

A – PROFESSIONAL SERVICES

Professional Services Contract List

Contract Number	Contract Title	Current Contract Value	Goal	Business Name
43-17-06-105066	Task 1: ACA Engineering, Inc.: Material Testing Services	\$28,547.71	12.01%	ACA Engineering, Inc.
59-18-03-105066	Task 2: ACA Engineering, Inc.: Pavement Test Core and Soil Boring Services	\$42,670.28	12.01%	ACA Engineering, Inc.
43-18-05-105066	Task 3: ACA Engineering, Inc.: Material Testing Services	\$102,426.50	12.01%	ACA Engineering, Inc.
43-19-06-105066	Material Testing Services	\$244,079.20	0.00%	ACA Engineering, Inc.
69-18-02-105066	Construction Inspection, Administration and Material Testing	\$53,375.53	25.00%	ACA Engineering, Inc.
70-19-01-105066	Material testing and Inspection Services	\$29,448.77	0.00%	ACA Engineering, Inc.
60402-105509-2017-18-GES-3	99-16-05-OTIC Utility Permit Requirements Review -Task 2	\$17,953.00	25.00%	AECOM Technical Services, Inc.
71-17-08-105509	99-16-05 Commodore Perry Plaza, MP 100 EB, Drainage Conditions-Task 3	\$27,934.00	25.00%	AECOM Technical Services, Inc.
6042-105509-2017-18-GES-5	99-16-05 I77 South to TP 173 Deceleration Ramp Evaluation-Task 1	\$9,290.00	25.00%	AECOM Technical Services, Inc.
43-17-05-105509	Bridge Repair and Rehabilitation Summit and Portage Counties, Ohio	\$384,332.16	13.00%	AECOM Technical Services, Inc.
53-17-04-105509	99-16-05 Roof Condition Assessment and Recommendation Study-Task 4	\$4,091.52	25.00%	AECOM Technical Services, Inc.
71-17-07-105509	99-16-05 General Engineering Services: Technology Building Renovation-Task 5	\$24,835.09	25.00%	AECOM Technical Services, Inc.
69302-65-1732-105509-2017-18-MISC-1	AECOM Technical Services, - 2017 Slag Leachate Monitoring & Reporting	\$7,500.00	25.00%	AECOM Technical Services, Inc.
59-15-02-105509	99-16-05 Field Construction Inspection Services (Heat Straight Exit 71) Task 6	\$16,170.00	25.00%	AECOM Technical Services, Inc.
71-17-11-105509	ATPM Installations at Toll Plazas: 59, 64, 110, 142, 180, and 209 Various Counties, Ohio Task 11	\$49,339.76	0.00%	AECOM Technical Services, Inc.
60402-105509-2017-18-GES-1	99-16-05 General Engineering Services: Onsite AutoCAD Drafting Services-Task 9	\$7,900.00	25.00%	AECOM Technical Services, Inc.
60402-105509-2017-18-GES-2	99-16-05 General Engineering Services: 171.4-171.6- Field & Condition Assessment of Noise Barrier-Task 7	\$6,517.00	25.00%	AECOM Technical Services, Inc.
71-17-09-105509	99-16-05 General Engineering Services: MP.132 Slope Repair-Task 8	\$34,296.00	25.00%	AECOM Technical Services, Inc.
75312-85-1000-105509-2017-18-MISC 2	AECOM Technical Services, - Independent Review of the December 2017 Erie Island WWTP Abandonment Study	\$2,181.32	25.00%	AECOM Technical Services, Inc.
64-17-01-105509	Toll Plaza Modification for new Automated Toll Payment Machines In Lucas, Wood, Erie Lorain, Summit, Trumbull Counties, Ohio	\$113,896.00	0.00%	AECOM Technical Services, Inc.

Professional Services Contract List

71-18-01-105509	Task 2-Survey and Mapping for TCS/PR at MP 60 to West	\$154,565.69	25.00%	AECOM Technical Services, Inc.
71-18-05-105509	Task 1-OTIC Toll Plaza Signing Review for Westgate, M.P. 49, MP 211, and Eastgate	\$3,134.00	25.00%	AECOM Technical Services, Inc.
71-19-06-105509	Task 4-Slop Repairs MP 121.2 EB, 123.1 EB and 132.6 WB Erie and Lorain Counties, Ohio	\$84,134.00	25.00%	AECOM Technical Services, Inc.
77402-65-1594-105509-2017-18 GES-1	Task 3- Construction Administration Services for MP 95.4 US Route 6 over Ohio Turnpike-Bridge Repairs- 99-18-03	\$29,032.00	25.00%	AECOM Technical Services, Inc.
General Engineering Services 2018 GES	General Engineering Services Master Agreement	\$0.00	25.00%	AECOM Technical Services, Inc.
99-19-03/77402-105509	Contract 99-19-03/77402	\$0.00	25.00%	AECOM Technical Services, Inc.
71-19-08-100509	Task 5-SP-7 Portage Service Plaza Pump Station Project 99-18-03	\$497,800.00	25.00%	AECOM Technical Services, Inc.
69302-65-1732-105509	AECOM Technical Services, Inc.	\$0.00	25.00%	AECOM Technical Services, Inc.
71-18-09-105509	Bridge Repairs and Rehabilitation	\$289,569.00	25.00%	AECOM Technical Services, Inc.
99-16-01-105509	Assignment for 2019 Program Management	\$476,518.00	25.00%	AECOM Technical Services, Inc.
105509	Task 4 Reversible Lane Operation Research	\$11,920.00	25.00%	AECOM Technical Services, Inc.
105509 Task 3	Review of structural Assessments for Public Wifi/ Redundancy	\$1,781.00	25.00%	AECOM Technical Services, Inc.
77402-65-1594	Contract 99-19-03/77402	\$0.00	25.00%	AECOM Technical Services, Inc.
67-18-08-105509	Modification 1 to Task 3	\$9,781.00	25.00%	AECOM Technical Services, Inc.
40-17-02-105379	Bridge Repainting William and Fulton Counties, OHIO	\$1,107,530.00	4.51%	APBN Incorporated
60402-100767	99-16-01A Multiyear Bridge Load Rating, Milepost 151.1 To 240.4	\$88,200.00	15.00%	Arcadis
71-19-07-100767	Installation of a New Toll Collection System at Twenty-Nine Toll Plazas in William, Fulton, Lucas, Wood Ottawa, Sandusky, Erie, Lorain, Cuyahoga, Summit, Portage, Twp, Huron, & Mahoning Counties	\$560,959.89	25.00%	ARCADIS G&M OF OHIO
43-18-03-105463	Field Investigation and Preliminary Design Services	\$297,576.00	53.00%	CDM Smith Inc.
39-18-02-10053	Mainline Pavement and Repair and Reconstruction Interchange 173	\$544,771.00	0.00%	CT Consultants, Inc.
71-18-02-10053	Mainline Pavement and Repair and Reconstruction Interchange M.P. 46.5 to MP 51.4	\$1,249,988.00	46.00%	CT Consultants, Inc.
75312-85-1000-103765-2017-18 MISC 1	CTI Engineers, Inc.- Erie Island and Commodore Perry Waste Water Treatment Cost Analysis	\$31,903.00	0.00%	CTI ENGINEERS, INC.

Professional Services Contract List

43-17-03-103075	Repair and Rehabilitation of Four (4) Bridge Decks, Erie and Lorain Counties	\$51,169.22	9.86%	CTL Engineering, Inc.
59-17-03-103075	59-17-03 Repairs and Westbound Roadways	\$80,167.64	25.00%	CTL Engineering, Inc.
43-19-02-103075	Material Testing Services	\$54,210.11	25.00%	CTL Engineering, Inc.
59-17-01-100582	Task 1: DGL Consulting Engineers: Construction Inspection and Administrative Services	\$280,780.00	0.00%	DGL Consulting Engineers, LLC
71-17-04-100582	Professional Services and Construction Administration and Inspection Services for Bridge Deck Replacement in Erie and Fulton Counties	\$328,451.00	30.00%	DGL Consulting Engineers, LLC
71-19-01-100582	Deck Replacement and Widening of Mainline Bridges (East and West Bound)	\$466,638.00	30.00%	DGL Consulting Engineers, LLC
43-17-04-101921	Repair and Bridge Deck and Remove a Bridge	\$577,926.00	25.00%	DLZ Ohio, Inc.
71-18-06-105623	Bridge Deck Replacements in Fulton County	\$238,488.00	25.00%	E.L. Robinson Engineering of Ohio Co.
55202-33-1594-105438	Contract Compliance and other Miscellaneous Auditing Services	\$0.00	15.00%	Experis US, Inc.
43-18-05-103587	Phase1B-Design and Plan Preparation Services Under Project 71-16-10	\$530,212.22	0.00%	GANNETT FLEMING ENGINEERS AND ARCHITECTS PC
43-18-03-104033	Bridge Deck Replacement and Rehabilitation	\$22,308.18	20.00%	Geo-Sci Laboratory, Inc.
59-19-03-104033	Material Testing and Inspection Services	\$11,337.95	25.00%	Geo-Sci Laboratory, Inc.
71-18-14-100889	Service Plaza Facility Improvements Middle Ridge and Vermilion Valley Service Plazas in Lorain County, Ohio	\$241,772.00	25.00%	Glaus, Pyle, Schomer, Burns & Dehaven, Inc.
71-18-01-100889	Preliminary Engineering and Final Design and construction Document Preparation Services for Pavement Reconstruction Project	\$1,434,213.00	25.00%	GPD Group
40-17-01-105231	Bridge Repainting, Williams and Fulton Counties, Ohio	\$190,712.95	13.35%	Greenman-Pedersen, Inc.
43-18-02-105231	Shop Inspection of Structural Steel	\$105,507.51	0.00%	Greenman-Pedersen, Inc.
11-530-571-5210-252102-105426	Autonomous and Connected Vehicles (AV/CV)	\$8,000.00	0.00%	HDR Engineering, Inc.
58-18-02-105387	Construction Management Services for 71-18-05	\$45,674.22	10.00%	Hill International, Inc.
71-18-01-105387	Construction Management Services for 71-18-01	\$166,898.52	10.00%	Hill International, Inc.
71-18-02-105387	Construction Management Services for 71-18-02	\$146,646.20	10.00%	Hill International, Inc.
71-18-03-105387	Construction Management Services for 71-18-03	\$84,112.25	10.00%	Hill International, Inc.

Professional Services Contract List

71-18-04-105387	Construction Management Services for 71-18-04	\$81,325.61	10.00%	Hill International, Inc.
71-18-05-105387	Construction Management Services for 71-18-05	\$52,667.48	10.00%	Hill International, Inc.
43-15-05-105387	Consulting Services	\$42,250.09	0.00%	Hill International, Inc.
71-17-05-105609	Professional Engineering and Construction Administration and Inspection Services for Bridge Deck Replacements in Mahoning County	\$427,012.00	35.00%	Hull & Associates, Inc.
71-17-03-103738	Phase 1 Services-Rehabilitation of Two Bridges at Milepost 71.4 and 75.2	\$250,780.00	25.00%	KS ASSOCIATES, INC.
39-15-01-103738	Task 1- OTIC Right-of-Way Survey	\$1,850.68	0.00%	KS ASSOCIATES, INC.
71-19-02-103738	Deck Replacement of Mainline Bridges (East and West Bound) at MP 98.9 and 99.1	\$324,093.00	25.00%	KS ASSOCIATES, INC.
71-16-10-103751	Task 6 Ohio Mill Creek Bike 90% Plan Review	\$336,067.00	25.00%	LJB INC
71-18-10-103751	Task 4 Phase 1 Design Services for Webster Road (MP 162) and Abbey Road (MP 164.4) over the Ohio Turnpike Cuyahoga County	\$151,046.00	25.00%	LJB INC
60402-45-1594-103751-GES-9	Task 7 and 8 Median Barrier Wall Standard Construction Drawing Analysis 9 Standard Construction Drawing Revisions	\$22,485.95	25.00%	LJB INC
71-18-13-103751	Task 5 M.P. 121.2 & 123.2 & 121.1 EB and M.P.132.6 WB Slope Repair Investigation and Recommendation Repairs	\$24,004.14	25.00%	LJB INC
71-19-05-103751	Task 10 M.P. 222.0 Slope Repair Final Design	\$66,358.58	25.00%	LJB INC
71-19-03-103751	Bridge Deck Replacements and Structural Repairs of the Ohio Turnpike Ramp Bridge	\$193,216.00	30.00%	LJB INC
71-16-07-101237	Phase IA and Partial Phase IB Services-Bridge Deck Replacements at Milepost 59.0 and 84.4	\$241,530.00	10.00%	MANNIK & SMITH GROUP INC
43-18-02-101237	Phase IA and Partial Phase IB Services-Bridge Deck Replacements at Milepost 59.0 and 84.4	\$385,174.00	10.00%	MANNIK & SMITH GROUP INC
43-17-02-105514	Michael Baker International, Inc.- 2017-2018 Miscellaneous Engineering Services Master Agreement	\$122,704.00	25.00%	Michael Baker International, Inc. -
59-18-03-101377	Task 1- OTIC Ext 209 Survey	\$129,639.12	25.00%	ms consultants, inc.
59-18-02-101377	Task 2- Repair and Resurfacing Eastbound and Westbound Roadways	\$927,131.36	25.00%	ms consultants, inc.
71-18-08-101377	Bridge Deck replacement and Widening	\$381,079.00	25.00%	ms consultants, inc.
59-19-02-101377	Construction Inspection and Administration Services	\$283,926.29	0.00%	ms consultants, inc.
71-16-09-105580	Bridge Deck Rehabilitation Mileposts 186.0 and 186.8 for project 43-18-04	\$559,582.00	25.00%	Palmer Engineering Company

Professional Services Contract List

60402-303977	Maintenance Facilities Assessment and Strategic Planning Services	\$768,163.00	30.00%	PRIME AE Group, Inc.
43-17-05-303846	Material Testing Services	\$36,477.00	25.00%	Pro Geotech, Inc.
43-18-04-303846	Ohio Turnpike over Wheeling & Lake Erie Railway, M.P. 186.0, I-480 East Bound Over Ohio Turnpike, M.P. 186.8 Portage County	\$98,876.50	25.00%	Pro Geotech, Inc.
39-17-01-101613	Task 1-Material Testing Services	\$400,000.00	25.00%	Professional Service Industries, Inc.
59-18-02-101613	Task 2-Material Testing Services/Quality Control Services	\$251,478.73	25.00%	Professional Service Industries, Inc.
59-19-02-101613	Material Testing Services	\$205,830.65	0.00%	Professional Service Industries, Inc.
60402-101285-2017-18-MISC-1	Task 1-Proudfoot Associates, Inc. -Survey Services to Set Property Corner-Parcel No. 13-13-00-0017-00	\$1,891.66	25.00%	Proudfoot Associates, Inc.
60402-101285-2017-18-MISC-2	Proudfoot Associates, Inc. -Milepost 61.3 to 62.3 Eastbound and Westbound, Milepost 74.0 to 73.0 Westbound	\$3,067.98	25.00%	Proudfoot Associates, Inc.
60402-101285-2017-18-MISC-3	Survey Services to Set Southwest Property Corner-Task 3	\$888.66	25.00%	Proudfoot Associates, Inc.
59-17-02-105092	Resurfacing From Mile Post 146 To Mile Post 144.1	\$587,239.20	6.57%	QUALITY CONTROL INSPECTION, INC.
59-18-01-105092	Eastbound and Westbound Roadways Milepost 127.20 to Milepost 136.20	\$777,156.00	6.57%	QUALITY CONTROL INSPECTION, INC.
59-19-01-105092	Construction Administration and Inspection Services	\$461,369.68	0.00%	QUALITY CONTROL INSPECTION, INC.
40-18-02-302909	Repaint Seven Bridges in Sandusky and Erie Counties	\$138,185.10	25.00%	Quality Control Services, LLC
71-17-10-303729	Task 1 SP-Roof Replacement -Phase 1	\$24,660.00	25.00%	ROOF ASSET MANAGEMENT USA
56-18-02-303729	Roof Consulting Services	\$3,360.00	0.00%	ROOF ASSET MANAGEMENT USA
56-18-02-3037329	Roof Consulting Services	\$0.00	0.00%	ROOF ASSET MANAGEMENT USA
59-17-02-101859	Task 2- Resurfacing From Mile Post 146 To Mile Post 144.1	\$193,230.00	6.57%	Solar Testing Laboratories, Inc.
39-18-02-101859	Task 3- Material Testing Services: Pavement Coring/Asphalt Thickness Cores Exit 173 Ramps	\$618,939.28	25.00%	Solar Testing Laboratories, Inc.
43-17-06-101859	Task 1-Shop Inspection of Structural Steel - Project 43-17-06	\$1,372.47	25.00%	Solar Testing Laboratories, Inc.
58-18-02-101859	Task 4- Toll Plaza	\$23,916.86	25.00%	Solar Testing Laboratories, Inc.
59-20-03-101859	2019-2020 Solar Master	\$500,000.00	0.00%	Solar Testing Laboratories, Inc.

Professional Services Contract List

43-19-04-101859	Material Testing	\$29,063.17	0.00%	Solar Testing Laboratories, Inc.
43-18-05-101859	Asbestos Demolition or Renovation Survey Part A and Part B	\$1,118.90	0.00%	Solar Testing Laboratories, Inc.
71-19-10-105267	Project Management Services Master	\$500,000.00	0.00%	Stantec Consulting Services Inc.
71-19-10-3022100A	Toll Collection System Project Management Services	\$305,000.00	0.00%	Stantec Consulting Services Inc.
71-19-04-105270	Bridge Deck Replacements and Structural Repairs of the East Edgerton Road Bridge and Brecksville Road Bridge	\$198,169.00	25.00%	TranSystems Corporation of Ohio
69302-65-1000-102041C-2017-18-MISC-1	TTL Associates, Inc.- Erie BUSTR Site Investigation	\$6,629.36	25.00%	TTL Associates, Inc.
69302-65-1001-102041C-2017-18-MISC-2	TTL Associates, Inc.- Commodore Perry BUSTR Site Investigation	\$6,520.74	25.00%	TTL Associates, Inc.
69302-65-1701-102041C-2017-18-MISC-3	TTL Associates, Inc.-Greatlakes Tier 1 Source Investigation	\$10,578.76	25.00%	TTL Associates, Inc.
59-17-01-102041C	Repairs and Resurfacing Eastbound and Westbound Roadways Milepost 69.30 to Milepost 74.15 Wood and Ottawa Counties	\$69,959.63	10.04%	TTL Associates, Inc.
40-17-02-102041C	Bridge Repainting, Williams and Fulton Counties, Ohio	\$19,776.91	0.00%	TTL Associates, Inc.
60402-102041C-2017-18-MISC-5	Rover Utility Crossing Milepost 29.2	\$942.45	25.00%	TTL Associates, Inc.
40-18-01-102041C	Bridge Repainting	\$176,405.32	25.00%	TTL Associates, Inc.
59-18-01-102041C	Repairs and Resurfacing Eastbound and Westbound Roadways Milepost 127.20 to Milepost 136.20 Wood and Ottawa Counties	\$320,542.66	10.04%	TTL Associates, Inc.
60402-102041C-2017-18-MISC-4	Nexus Gas Transmission Line:45.95, 91.3,93.3,104.95 etc.	\$157.00	25.00%	TTL Associates, Inc.
43-17-04-102041C	Bridge Deck Repair and Bridge Removal	\$150,054.41	10.04%	TTL Associates, Inc.
43-18-02-102041C	Material Testing Services	\$47,203.80	0.00%	TTL Associates, Inc.
43-19-01-102041C	Material Testing	\$5.00	0.00%	TTL Associates, Inc.
43-19-03-102041C	Material Testing	\$69,738.00	0.00%	TTL Associates, Inc.
53-18-03-102041C	Tier 1 Delineation and Tier 2 Evaluation	\$12,159.05	0.00%	TTL Associates, Inc.
59-19-01-102041C	Material Testing	\$173,095.21	0.00%	TTL Associates, Inc.
40-19-01-102041C	MASTER Agreement for MISC. Prof. Services	\$117,708.75	0.00%	TTL Associates, Inc.

Professional Services Contract List

53-17-02-105470	Engineering Design and Construction Administration and Inspection Services	\$105,896.24	28.60%	Wellert Corporation
71-16-04-105470	Engineering Design and Construction Administration and Inspection Services	\$247,640.15	28.60%	Wellert Corporation
53-17-03-105470	Engineering Design and Construction Administration and Inspection Services	\$105,896.22	28.60%	Wellert Corporation

Total **24,485,457.19**

INDEX

B – CONSTRUCTION

Construction Contracts

Contract Number	Contract Title	Original Contract Value	Goal	Business Name
53-17-03-105547	Fuel Piping and Containment and Replacement Project, Portage Service Plaza (Brady's Leap Service Plaza)	\$2,364,774.00	0.00%	Lawrence Building Corporation
43-17-03-101123	Repair and Rehabilitation of Four (4) Bridge Decks, Erie and Lorain Counties	\$4,770,825.00	9.86%	KOKOSING CONSTRUCTION CO INC
53-17-02-105547	Fuel Piping and Containment and Replacement Project, Portage Service Plaza (Portage Service Plaza)	\$2,364,774.00	0.00%	Lawrence Building Corporation
40-18-01-105379	Bridge Repainting William and Fulton Counties, OHIO	\$1,426,740.00	5.05%	APBN Incorporated
40-18-02-105379	Bridge Repainting Sandusky and Erie Counties, OHIO	\$1,293,995.00	5.05%	APBN Incorporated
43-17-05-100894	Bridge Repair and Rehabilitation Summit and Portage Counties, Ohio	\$3,174,276.30	13.00%	The Great Lakes Construction Co.
43-18-04-101280	Rehabilitation of OTIC Bridge over Shelling & Lake Erie Railway and Interstate 480 Bridge	\$6,269,690.05	10.04%	Shelly and Sands, Inc.
59-17-02-101744A	Resurfacing From Mile Post 146 To Mile Post 144.1	\$9,889,568.15	6.57%	The Shelly Company
39-18-01-101744A	Mainline Pavement Reconstruction, Located in Lorain and Cuyahoga Counties, Ohio	\$31,399,808.12	11.97%	The Shelly Company
59-17-01-101744A	Repairs and Resurfacing Eastbound and Westbound Roadways Milepost 69.30 to Milepost 74.15 Wood and Ottawa Counties	\$4,217,154.60	10.04%	The Shelly Company
43-17-06-301073	Bridge Repair and Rehabilitation and Widening	\$4,650,928.26	12.01%	Suburban Maintenance & Construction, Inc.
40-17-01-105584	Bridge Repainting, Williams and Fulton Counties, Ohio	\$1,107,471.50	4.35%	CIVIL COATINGS AND NCONSTRUCTION INC.
59-17-03-101123	Resurfacing from MP. 160.10 to MP 169.10, Cuyahoga, County	\$3,910,734.35	10.00%	KOKOSING CONSTRUCTION CO INC
41-17-02-600006	Furnishing Asphalt Concrete Pavement Sealing at Erie Islands and Commodore Perry Services Plazas	\$56,262.25	23.00%	B & B Sealing
41-17-03-600006	Furnishing Asphalt Concrete Pavement Sealing at Portage and Brady's Leap Service Plazas	\$76,275.06	19.00%	B & B Sealing
41-17-04-600006	Furnishing Asphalt Concrete Pavement Sealing at Mahoning Valley and Glacier Hills Service Plaza	\$16,237.12	15.00%	B & B Sealing
41-18-02-600006	Furnishing Asphalt Concrete Pavement Sealing at Middle Ridge and Vermilion Valley	\$84,580.93	23.00%	B & B Sealing
43-18-02-101123	Bridge Deck Repair and Rehabilitation, Located in Lucas and Sandusky Counties, Ohio	\$5,517,827.09	9.86%	KOKOSING CONSTRUCTION CO INC
43-18-05-301073	Bridge Repair and Rehabilitation, Mahoning County, Ohio	\$6,284,083.20	10.04%	Suburban Maintenance & Construction, Inc.
70-17-01-600001	Embankment Rehabilitation Project, Eastbound Mainline, Milepost 222.20 to Milepost 222.45, Mahoning County, Ohio	\$872,500.00	10.00%	Rudzik Excavating
77402-101744	Repair of Damaged Pavement between Milepost 63.0 and 99.0 in Wood, Ottawa and Sandusky Counties	\$39,100.00	3.00%	The Shelly Company
77402-105611	99-16-02:Bridge Repairs, White Bridge Road over Ohio Turnpike at Milepost 6.9 Williams County, Ohio	\$78,300.00	0.00%	Evers Steel Construction
77402-105245	Repair of Damaged Pavement between Milepost 163.0 and 223.0 in Mahogany, Portage and Mahoning Counties	\$43,475.00	3.00%	Burton Scot Contractors, LLC
45-18-01-302903	Sign Structure Repair and Replacement	\$375,950.00	4.27%	MP Dory
53-18-02-105547	Fuel Piping and Containment and Replacement Project, Middle Ridge & Vermilion Valley Service Plazas, Lorain County, Ohio	\$1,052,450.00	0.00%	Lawrence Building Corporation
53-18-03-105547	Fuel Piping and Containment and Replacement Project, Middle Ridge & Vermilion Valley Service Plazas, Lorain County, Ohio	\$1,052,450.00	0.00%	Lawrence Building Corporation
43-18-03-101372	Bridge Deck Repair and Rehabilitation, U.S. Route 42 Ohio Turnpike, Mile Post 161.1 Located in Cuyahoga County, Ohio	\$2,689,962.32	11.40%	Mosser Construction, Inc.

Construction Contracts

59-18-01-100859	Repairs and Resurfacing Eastbound and Westbound Roadways Milepost 127.20 to Milepost 136.20 Erie and Lorain Counties	\$11,484,869.70	10.00%	Gerken Paving, Inc.
39-18-02-101123	Mainline Pavement Reconstruction Interchange 173	\$56,863,888.73	10.00%	KOKOSING CONSTRUCTION CO INC
43-17-04-101123	Bridge Deck Repair and Bridge Removal	\$5,737,735.60	10.00%	KOKOSING CONSTRUCTION CO INC
59-18-02-101744A	Resurfacing from Milepost 191.39 to Milepost 205.20	\$16,497,125.60	10.04%	The Shelly Company
46-2018-300493	Furnish and Apply Retro-Reflective Pavement Markings on the Ohio Turnpike Roadway and Interchange Ramps	\$717,000.00	0.00%	Aero Mark, Inc.
64-17-01-104536	Toll Plaza Modification for new Automated Toll Payment Machines In Lucas, Wood, Erie Lorain, Summit, Trumbull Counties, Ohio	\$456,200.00	5.00%	Regent Electric, Inc.
59-18-03-101744A	Repair and Resurfacing, Interchange 209, Milepost 209 Located in Trumbull County, Ohio	\$2,143,585.35	9.50%	The Shelly Company
40-18-01-105375	Bridge Repainting, Williams, and Fulton Counties, Ohio	\$1,426,740.00	5.00%	Panther Industrial Painting, LLC
59-18-04-105245	Repair the Pavement	\$265,306.13	11.30%	Burton Scot Contractors, LLC
69-18-02-105625	Erosion Repair	\$278,453.22	7.73%	JS BOVA EXCAVATING LLC
58-18-02-100137	Toll Plaza 180 Expansion	\$2,233,000.00	15.98%	A.P. O'HORO COMPANY
53-18-04-303339	Roof Replacement at Erie Islands Roof Replacements	\$398,071.50	3.00%	DAMSCHRODER ROOFING, INC.
53-18-05-30339	Roof Replacement at Commodore Perry Roof Replacements	\$398,071.50	3.00%	DAMSCHRODER ROOFING, INC.
43-19-06-101280	Bridge Rehab and Third Lane Widening	\$13,988,600.98	12.00%	Shelly and Sands, Inc.
45-19-01-302903	Sign Structure Repair and Replacement	\$287,550.00	5.30%	MP Dory
43-19-03-101123	Bridge Deck Repair and Rehabilitation	\$4,043,471.25	0.00%	KOKOSING CONSTRUCTION CO INC
43-19-07-102337	Bridge Repair and Rehabilitation, Mahoning County, Ohio	\$27,699,031.59	12.14%	Miller Bros. Const., Inc.
40-19-02-302455	Bridge Painting of Four Structures in Portage County	\$848,260.00	4.74%	Corrosion Resistance, LTD
43-19-02-101123	Bridge Deck Repair and Rehabilitation	\$8,623,609.96	11.31%	KOKOSING CONSTRUCTION CO INC
46-2019-300493	Furnish and Apply Retro-Reflective Pavement Markings on the Ohio Turnpike Roadway and Interchange Ramps	\$785,659.24	0.00%	Aero Mark, Inc.
40-19-01-105379	Bridge Repainting William and Fulton Counties, OHIO	\$1,769,770.00	5.05%	APBN Incorporated
59-19-01-100859	Repairs and Resurfacing Eastbound Westbound Roadways Milepost 8.20 to Milepost 14.80 and Partial Eastbound Shoulder Reconstruction Milepost 2.87 to Milepost 8.20 Williams County	\$12,155,771.49	11.32%	Gerken Paving, Inc.
59-19-03-105567	Perform Eastbound Mainline Repairs	\$773,301.70	11.64%	Chagrin Valley Paving Inc.
59-19-02-101280	Mainline Repairs and Resurfacing	\$6,739,072.00	10.04%	The Shelly Company
99-19-01-3010173	Bridge Repairs-Heat Straightening	\$138,000.00	0.00%	Suburban Maintenance & Construction, Inc.
70-19-01-301073	Eastbound Slope Repairs at MP 222.0 and 222.5 Mahoning County	\$809,856.26	5.90%	Suburban Maintenance & Construction, Inc.
43-19-04-101372	Repair and Rehabilitate Bridge Deck	\$4,366,413.95	11.00%	Mosser Construction, Inc.
43-19-05-301073	Bridge Repair and Rehabilitation-Part A Bridge Deck Replacement and Rehabilitation-Part B	\$2,728,624.80	12.00%	Suburban Maintenance & Construction, Inc.

Total Contract Value for this Report

\$279,737,232.85

INDEX

C – GENERAL GOODS AND SERVICES

Goods and Services Contract List

Contract Number	Contract Title	Current Contract Value	Goal	Vendor Type	Business Name
20174292-103584	Furnishing Retroflective and Non-Reflective Sheeting and Electronic Cuttable Overlay Flim	\$195,000.00	0.00%	Prime	3M Traffic Safety Systems Division
80512-104787	Agreement for Janitorial Services at the Great Lakes and Towpath Services Plazas	\$1,534,044.00	15.60%	Prime	ANY DOMESTIC WORK INC
80512-304270	Agreement for Janitorial Services at the Portage and Brady's Leap Service Plazas	\$714,000.00	15.00%	Prime	Weaver Industries, Inc.
80512-85-0209-104787-104787-2017-18-JS-1	Agreement for Janitorial Services at the Erie Island Service Plaza	\$29,167.58	15.60%	Prime	ANY DOMESTIC WORK INC
80512-85-0769-104787-104787-2017-18-JS-1	Agreement for Janitorial Services at the Portage Service Plaza	\$25,898.09	15.60%	Prime	ANY DOMESTIC WORK INC
80512-85-0770-104787-104787-2017-18-JS-1	Agreement for Janitorial Services at the Glacier Hills Service Plaza	\$29,560.98	15.60%	Prime	ANY DOMESTIC WORK INC
80512-85-1000-104787-104787-2017-18-JS-1	Agreement for Janitorial Services at the Towpath Service Plaza	\$31,346.97	15.60%	Prime	ANY DOMESTIC WORK INC
80512-85-1001-104787-104787-2017-18-JS-1	Agreement for Janitorial Services at Wyandot Service Plaza	\$31,323.47	15.60%	Prime	ANY DOMESTIC WORK INC
80512-85-1395-104787-104787-2017-18-JS-1	Agreement for Janitorial Services at the Middle Ridge Service Plaza	\$29,601.67	15.60%	Prime	ANY DOMESTIC WORK INC
80512-85-1396-104787-104787-2017-18-JS-1	Agreement for Janitorial Services at the Tiffan River Service Plaza	\$29,601.67	15.60%	Prime	ANY DOMESTIC WORK INC
80512-85-1701-104787-104787-2017-18-JS-1	Agreement for Janitorial Services at the Indian Meadow Service Plaza	\$23,772.90	15.60%	Prime	ANY DOMESTIC WORK INC
80512-85-1702-104787-104787-2017-JS-1	Agreement for Janitorial Services Mahoning Valley Service Plaza	\$23,775.39	15.60%	Prime	ANY DOMESTIC WORK INC
80512-85-1970-104787-104787-2017-18-JS-1	Agreement for Janitorial Services at Commodore Perry Service Plaza	\$25,915.89	15.60%	Prime	ANY DOMESTIC WORK INC
80512-85-1970-304270	Agreement for Janitorial Services at the Portage Service Plazas	\$357,000.00	15.00%	Prime	Weaver Industries, Inc.
80512-85-1971-104787-104787-2017-18-JS-1	Agreement for Janitorial Services at the Vermillion Valley Service Plaza	\$25,898.09	15.60%	Prime	ANY DOMESTIC WORK INC
80512-85-1971-304270	Agreement for Janitorial Services at the Brady's Leap Service Plazas	\$357,000.00	15.00%	Prime	Weaver Industries, Inc.

Goods and Services Contract List

80512-85-2372-104787-104787-2017-18-JS-1	Agreement for Janitorial Services at the Great Lakes Service Plaza	\$26,658.52	15.60%	Prime	ANY DOMESTIC WORK INC
80512-85-2373-104787-104787-2017-18-JS-1	Agreement for Janitorial Services at the Blue Heron Service Plaza	\$29,172.67	15.60%	Prime	ANY DOMESTIC WORK INC
80512-85-2373-104787-2017-18-JS-1	Agreement for Janitorial Services at Brady's Leap Service Plaza	\$26,455.56	15.60%	Prime	ANY DOMESTIC WORK INC
67-18-08-105554	Wi-Fi Internet Access and Network Management Services for a Five Year Period Under the DAS Cooperative Purchasing Agreement	\$334,896.00	15.00%	Prime	AGILE NETWORK BUILDERS LLC
Total		3,880,089.45			